

Help your patients live **headache free!**








WARNINGS






1. Single use ONLY. Do not reuse. Reuse will result in increased contamination risk and loss of accuracy of the device.
2. Read the instructions for use before using the device.
3. Properly cleanse the injection ports on the device and the skin/hair where the injection is to be performed BEFORE injecting the patient.
4. Use care in moving the locator arms.
5. Do not remove the device from the patient's head until the injections have been completed.
6. Thoroughly inspect the device for damage prior to use. Do NOT use this device if it has been damaged in anyway.
7. Do NOT use the device if the packaging has been damaged in anyway.
8. Do NOT use on head circumference less than 16 in (406mm).
9. This device is to be used on the back of patient's head (occiput) only.
10. No modification of this equipment is allowed.

CUSTOMER SUPPORT


Contact the Customer Support Hotline at +1 469-904-2538
Available from 8 AM to 5 PM, Central Time, Monday through Friday.

SYMBOLS/DESCRIPTIONS

 LOT	Lot number
 REF	Catalog Number
 i	Consult instructions for use
	Do not use if package is damaged
	Single Use only
	Manufacturer
	Keep Dry

	Keep away from sunlight
	Temperature Limit
	Date of Manufacture
	Contents
	Federal Law (USA) restricts this device to sale by or on the order of a licensed healthcare practitioner.

Distributed By
HELIOS MV, INC.
P.O. Box 801847
Dallas, TX 75380, USA

 Biotex Inc.
114 Holmes Rd
Houston, TX 77045, USA

All warranties, expressed or implied, are disclaimed.

OCCIGUIDE.COM

PN: 403-048-2000v1



OCCIGUIDE™

Guided Occipital Nerve Blocks Without the Headache

INDICATIONS FOR USE

OcciGuide is a non-invasive occipital nerve targeting device intended to identify the location of the occipital nerves in patients.

INTENDED USE

The OcciGuide device is a headband that is placed on the back of patient's head (the occiput) to help the clinician identify the path of the occipital nerves based on superficial anatomical relationships. The device is intended to be supplied non-sterile and disposed after one use.

CAUTION

Federal law restricts this device to use by a physician or health professional with appropriate training and experience. Do not attempt to use this device before completely reading and understanding the information contained in this Instructions for Use.

LIMITATIONS

1. This device is to be used by trained medical professionals only.
2. This device is not provided sterile.
3. For best results, it is recommended that 25-gauge needles be used through the injection ports. Smaller diameter needles may be used but may result in slower delivery of medication, lengthening the procedure time.

CONTRAINDICATIONS

This device is to be used for assistance in identifying the location of the greater and lesser occipital nerves for injection purposes. The device alone does not ensure the precise location of the occipital nerves. The locator arms and injection ports must be manually operated and placed by a medical professional. *More info on the back...*

INSTRUCTIONS FOR USE on the inside of this brochure.